



# Launching the E-Platform for Investment Licenses



As part of the state's efforts to create a genuine leap forward in attracting and encouraging both local and foreign investment, and to eliminate the hurdles hindering greater private sector involvement

**The Ministry of Investment and Foreign Trade (MIFT)**

**has launched**

the Arabic version of the Track License Digital Platform.

The platform, fully designed and developed by the

General Authority for Investment and Free Zones


(GAFI) in cooperation with the Ministry of

Communications and Information Technology (MCIT)

and the relevant licensing authorities, is now accessible

via the following link:

**<https://tracklicence.gafi.gov.eg>**



# The Website Enables All Investors to



1

A comprehensive overview of all required licenses, approvals, and permits, including issuing authorities, required documents, and applicable fees.

Online application for licenses and permits required to operate a business.

2




3

The ability to upload and submit documents digitally through the platform.

Secure online payment of fees in partnership with E-finance.

4




5

Real-time tracking of every step in the licensing process until final delivery.

A channel for inquiries regarding licensing requirements.

6



# Project Objectives



## One-stop shop:

The platform acts as a unified gateway for obtaining investment licenses.



Ultimately, the platform aims to improve the investment climate by making government processes more efficient and investor services more accessible.



## Simplified procedures

Clear, streamlined digital workflows make the process user-friendly.



## Time-efficient

The licensing process is capped at 20 business days, provided all required documents are in order.



## Clarity and transparency

All steps and prerequisites are clearly defined in advance, saving time and effort.

# How to Get Started



Username



\*\*\*\*\*

☒ Remember me

[Forgot Password?](#)

**Don't have an account?** [Register a new account](#)

**Forgot your password?** [Send a new password](#)

**Did you not receive the activation message?**  
[Resend the account activation email](#)

Enter



Register a New Account



Fill in the required information to set up a user profile.



Receive an activation code via email.



Activate your account and log into the platform.

# Steps to Obtain the Service

Access your personal account, through which you can:



Search for your company and upload the proof of applicant's capacity to apply and the company's commercial registry; you may add multiple companies.



View your draft license application.



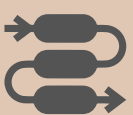
Submit your application(s) and upload the required documents.



Follow up on application(s) that is/are incomplete in terms of formal or technical requirements.



Pay the required fees electronically via the integrated payment gateway powered by E-finance.

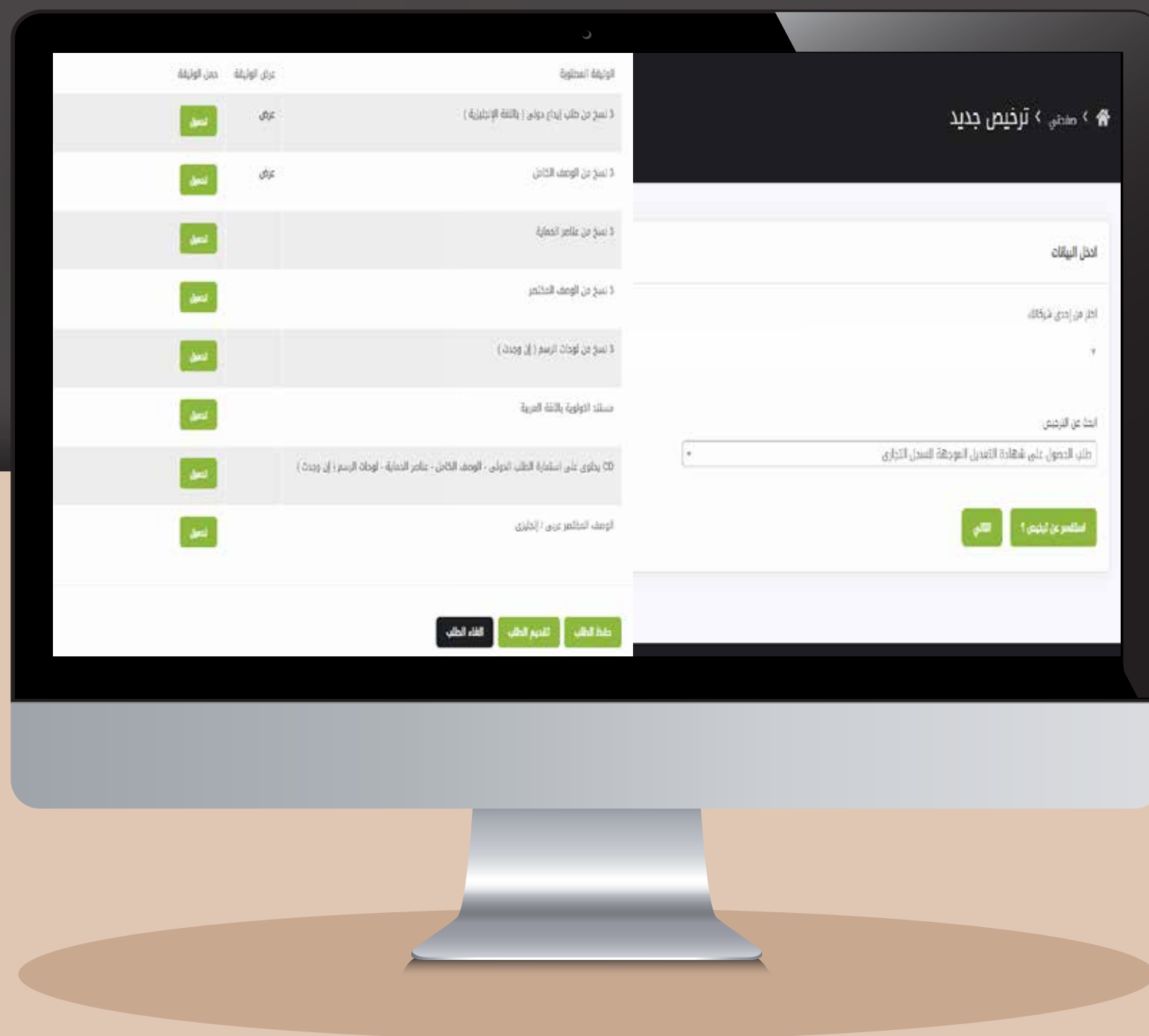


Track the status of the requested license.



# Steps to Obtain the Service

## To submit a license application



Search for your company, upload the proof of applicant's capacity to apply and the company's commercial registry. You can add multiple companies. Fill in the application details, upload the required documents, and choose to either save or submit the application.

# Steps to Obtain the Service

You can track the status of your submitted application(s).

They will appear in any the following statuses:



Being reviewed by the General Department of Licenses at GAFI



Being reviewed by the competent licensing authorities



License approved



Required to pay license fee



Further action needed to complete the license application  
(e.g., site inspection – submission of original documents)



Requested license issued



# Contact us

---



[www.gafi.gov.eg](http://www.gafi.gov.eg)



[gafi-egypt](#)



[gafieg](#)



[gafi\\_egypt](#)